



RELIABLE VENTURES INDIA LTD.

I (a) Statement Showing shareholding pattern			
Name of the Company :		RELIABLE VENTURES INDIA LIMITED	
Scrit Code : 532124	Code of scrip : Reliab	Name of the Security: Equity shares	
Quarter ended:		31st March, 2011	
Partly paid up shares	No. of partly paid up shares	As % of total Nos of partly paid up shares	As a% of total Nos of Shares of the Company
Held by by promoter / promoters Group	0.00	0.00	0.00
Held by public	0.00	0.00	0.00
Total	0.00	0.00	0.00
Outstanding convertible Securities:	No. of outstanding Securities	As % a of total no of outstanding convertible securities	As a % of total no of shares of the company assuming full conversion of the convertible securities
Held by by promoter & promoters Group	0.00	0.00	0.00
Held by public	0.00	0.00	0.00
Total	0.00	0.00	0.00
Warrants	No. of warrants	As a % of total Nos of Warrants	As a % of total no of shares of the company assuming full conversion of warrants
Held by by promoter / promoters Group	0.00	0.00	0.00
Held by public	0.00	0.00	0.00
Total	0.00	0.00	0.00
Total paid up capital of the company assuming full conversion of the warrants and convertible securities	11012900.00		






RELIABLE

VENTURES INDIA LTD.

Cate Code	Category of Shareholders	No. of Share Holders	Total No. of Shares	No. of Shares held in Dmat form	Total shareholdings as percentage of total		Shares Pledged or other-wise-encumbered	
					As% of (A+B)	As% of (A+B+C)	No. of Shares	As% of (VIII)/(IV)*100
(I)	(II)	(III)	(IV)	(V)	(VI)	(VII)	(VIII)	(IX)
A	Shareholding of Promoter & Promoter Group							
(1)	Indian							
(a)	Individuals/ Huf	8	1066434	890834	9.68	9.68	0	0
(b)	Central/State Gov	0	0	0	0.00	0.00	0	0
(c)	Bodies Corporate	8	4254666	4254666	38.63	38.63	0	0
(d)	Fins / Banks	0	0	0	0.00	0.00	0	0
(e)	Any Other specify	0	0	0	0.00	0.00	0	0
	Sub-Total-A(1)	16	5321100	5145500	48.32	48.32	0	0
(2)	Foreign							
(a)	Individual (Non-resident Individual/Foreign individuals	0	0	0	0.00	0.00	0	0
(b)	Bodies Corporate	0	0	0	0.00	0.00	0	0
(c)	Institutions	0	0	0	0.00	0.00	0	0
(d)	Any Other Specify	0	0	0	0.00	0.00	0	0
	Sub-Total-A(2)	0	0	0	0.00	0.00	0	0
	Total Shareholding of Promoter & Group Total(A)=A(1)+A(2)	16	5321100	5145500	48.32	48.32	0	0
(B)	Public Shareholding							
(1)	Institutions						NA	NA
(a)	Mutual Funds	0	0	0	0.00	0.00	NA	NA
(b)	Fins / Banks	0	0	0	0.00	0.00	NA	NA
(c)	Central/State Govt	0	0	0	0.00	0.00	NA	NA
(d)	Venture Cap Fund	0	0	0	0.00	0.00	NA	NA
(e)	Insurance Companies)	0	0	0	0.00	0.00	NA	NA
(f)	Foreign Ins Invest	0	0	0	0.00	0.00	NA	NA
(g)	Foreign Ven Cap In	0	0	0	0.00	0.00	NA	NA
(h)	Any Other -Specify	0	0	0	0.00	0.00	NA	NA
	Sub-Total-B(1)	0	0	0	0.00	0.00	NA	NA






RELIABLE VENTURES INDIA LTD.

(2)	Non-Institutions						NA	NA
(a)	Bodies Corporate	71	2362642	2353142	21.45	21.45	NA	NA
(b)	Individuals shareholders							
	(i) Individual Holding nominal Share capital up to Rs. 1.0 lac	1648	1445167	667167	13.12	13.12	0	0
	(ii) Individual shareholders holding Share capital in excess of Rs. 1.0 lac	25	856777	822277	7.78	7.78	0	0
©	Any Other specify:							
	Clr-Mer	4	21839	21839	0.20	0.20	0	0
	OCB	0	0	0				
	NRIs	40	1005375	4575	9.13	9.13	0	0
	Sub-Total-B(2)	1788	5691800	3869000	51.68	51.68	0	0
	Total public Shareholdings B= (B)(1) + (B)(2)	1788	5691800	3869000	51.68	51.68	NA	NA
	Total (A+B)	1804	11012900	9014500	100.00	100.00	0	0
C	Shares held by Custodians against which Depository Receipt have been issued	0	0	0	NA	0	NA	NA
		0	0	6	0.00	0.00	NA	NA
(1)	Promoters and promoter Group	0	0	0	0	0	0	0
(2)	Public	0	0	0	0	0	0	0
	GRAND TOTAL (A+B+C)	1804	11012900	9014500	100.00	100.00	0	0






RELIABLE
VENTURES INDIA LTD.


(1)(b) Statement showing shareholding of persons belonging to the category of Promoter and Promter Group

Sl. NO.	Name of the Shareholder	Total shares held		Shares pledged or otherwise encumbered		
		Number	As % of grand total (A)+(B)+©	Numbers	As a % of Grand Total (A+B+C)	As % of Grand total (A+B+C) of sub-Clasue 1(a)
(I)	(II)	(III)	IV	(V)	(VI)=(V)/III*100	(VII)
1	Mr. Sikandar Hafiz Khan	494198	4.49	0.00	0.00	0.00
2	Mr. Kaleem Ullah Khan	165200	1.50	0.00	0.00	0.00
3	Mr. Farhan Khan	186336	1.69	0.00	0.00	0.00
4	Mr. Mohd. Hafiz Khan	200	0.00	0.00	0.00	0.00
5	Mr. Shahwar Hafiz Khan(Ind)	200	0.00	0.00	0.00	0.00
6	Mr. Shahwar Hafiz Khan(Partnr)	105300	0.96	0.00	0.00	0.00
7	Mr. MA Imtiaz	10000	0.09	0.00	0.00	0.00
8	Ms. Sharifa Bano	105000	0.95	0.00	0.00	0.00
9	M/s.Elegance Infra-tech Pvt Ltd.	2110406	19.16	0.00	0.00	0.00
10	M/s. Noor-Us-Sabah Hsg. Projects Pvt. Ltd.	200000	1.82	0.00	0.00	0.00
11	M/s.Rehbar Holdings & Finance Pvt. Ltd.	1507666	13.69	0.00	0.00	0.00
12	M/s. Mandideep Engg. & Packg Inds. Pvt. Ltd.	20000	0.18	0.00	0.00	0.00
13	M/s. Reliable Carriers Pvt.Ltd.	257625	2.34	0.00	0.00	0.00
14	M/s. Reliable Cig & Tobacco Inds. Pvt. Ltd.	4200	0.04	0.00	0.00	0.00
15	M/s. Reliable Industrial Ventures Ltd.	27177	0.25	0.00	0.00	0.00
16	M/s. Reliable Smartcity Ltd.	127592	1.16	0.00	0.00	0.00
	Total	5321100	48.32	0.00	0.000	0.00

(1)(c) Statement showing shareholding of persons belonging to the category of "Public" and holding more than 1% of the total number of shares

Sr. No.	Name of the Shareholder	No. of Shares	Shares as percentage of total number of shares (i.e. Grand total (A+B+C) indicated in the Statement at para 1(a) above
1	Khursheed Alam	167000	1.516
2	Fatima Shamoom	200000	1.816
3	K. Sudheer Kumar	137000	1.244
4	Venketeshwar KR	161700	1.468
5	Ritu Tie Up Private Limited	525554	4.772
6	Intercontinental Corporation Ltd.	261757	2.377
7	Yash Managemetn & Satellite Ltd.	201530	1.830
8	United Print Tech India Pvt. Ltd.	198100	1.799
9	Swastika Invetmart Ltd.	128168	1.164
10	Agni Fin Lease Private Ltd.	200000	1.816
11	India Infoline Investment Services	194195	1.763
12	Exclusive Broking House Ltd.	162563	1.476
13	Bombay Cable Co. Pvt. Ltd.	143600	1.304
	Total	2681167	24.35





RELIABLE VENTURES INDIA LTD.

(1)(d) Statement showing details of locked-in-shares

Sr. No	Name of Shareholder	NO of locked-in shares	Locked in shares as percentage of total number of shares (i.e. Grand total (A+B+C) indicated in the Statement at para (l)(a) above
1	Elegance Infra Tech Pvt. Ltd.	200000	1.816
2	Noor-Us-Sabah Hsg. Projecta Pvt. Ltd.	200000	1.816
3	Rehbar Holdings & Finance Pvt. Ltd.	100000	0.908
4	Reliable Smartcity Limited	119000	1.081
5	Reliable Carriers Pvt. Ltd	50000	0.454
6	Mr. Farhan Sikandar Khan	100000	0.908
7	Ms. Sharifa Bano	100000	0.908
8	Mr. Sikandar Hafiz Khan	100000	0.908
	Total	969000	8.799


II(a) Statement showing details of Depository Receipts (DRs)

Sr. No.	Type of Outstanding DR/ADR/ GDRs/SDRs etc.	No of outstanding DRs	No of Shares underlying outstanding DRs	Shares underlying outstanding DRs as %age of total no. of Shares i.e. Grand Total (A+B+C) indicated in Statement (l)(a) above
Nil	Nil	Nil	Nil	Nil
Total	Nil	Nil	Nil	Nil

II(b) Statement showing Holding of Depository Receipts (DRs) where underlying shares held by promoter/ promoter group are in excess of 1% of the total No. of shares

Sr No.	Name of the DR holder	Type of Outstanding DR/ADR/ GDRs/SDRs etc.	No of Shares underlying outstanding DRs	Shares underlying outstanding DRs as %age of total no. of shares. i.e. Grand total (A+B+C) Indicated in Statement at para (l)(a) above.
Nil	Nil	Nil	Nil	Nil







RELIABLE VENTURES INDIA LTD.

(III) (a) Statement showing the pattern of shareholders if more than one class of shares/ securities is issued by the Issuer							
Cat	Category of Shareholders	Nos of voting rights held in each class if securities			Total voting rights (III+IV+V)	Total voting rights i.e. as %age	
		Class X	Class Y	Class Z		of (A+B)	as %age (A+B+C)
(I)	(II)	(III)	(IV)	(V)	(VI)	(VII)	(VIII)
(A)	Promoter & Promoter Group						
(1)	Indian	0	0	0	0	0	0
(a)	Individual/Hindu Undivided family	0	0	0	0	0	0
(b)	Central Government/ State Governments	0	0	0	0	0	0
(c)	Bodies Corporate	0	0	0	0	0	0
(d)	Financial Institutions	0	0	0	0	0	0
(e)	Any other (Specify)	0	0	0	0	0	0
	Sub-total (A)(1)	0	0	0	0	0	0
(2)	Foreign						
(a)	Individual/Non-resident Individuals/Foreign Nationals	0	0	0	0	0	0
(b)	Bodies Corporate	0	0	0	0	0	0
(c)	Institutions	0	0	0	0	0	0
(d)	Any Other (Specify)	0	0	0	0	0	0
	Sub-total(A)(2)	0	0	0	0	0	0
	Total shareholding of promoter and promoter group (A)=(A)(1)(A)(2)	0	0	0	0	0	0
(B)	Public Shareholdings						
(1)	Institutions						
(a)	Mutual Fund/UTI	0	0	0	0	0	0
(b)	Financial Institutions/Banks	0	0	0	0	0	0
(c)	Central Government/ State Governments	0	0	0	0	0	0
(d)	Venture Capital funds/ Insurance Companies						
(f)	Foreign Institutional Investors	0	0	0	0	0	0
(g)	Foreign Venture Cap Investors						
(h)	Any Other (specify)	0	0	0	0	0	0
	Sub-total (B)(1)	0	0	0	0	0	0





RELIABLE VENTURES INDIA LTD.

(2) Non-institutions						
(a) Bodies Corporate	0	0	0	0	0	0
(b) Individuals:						
(i) Individual shareholder holding nominal share capital upto Rs. 1.0 lac	0	0	0	0	0	0
(ii) Individual shareholders holding nominal share capital in excess of Rs. 1.0 lac						
© Any other (specify)	0	0	0	0	0	0
Sub-total (B)(2)	0	0	0	0	0	0
Total public shareholdings B=(B)(1) +(B)(2)	0	0	0	0	0	0
Total (A+B)	0	0	0	0	0	0
© Shares held by custodians and against which depository receipts have been issued						
Grand Total (A+B+C)	0	0	0	0	0	0
 Rajendra Malpani Director						
Bhopal: 07th April, 2011						

